

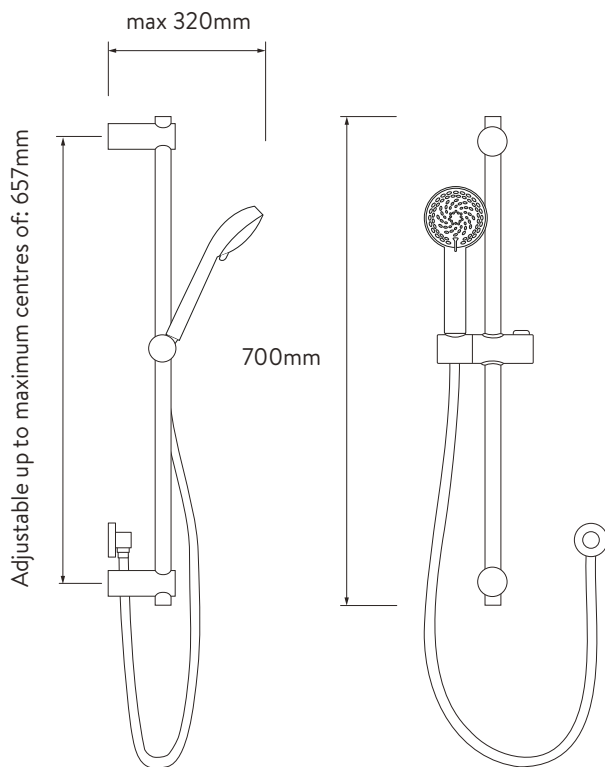
AQUALISA

QUARTZ CLASSIC™ CONCEALED

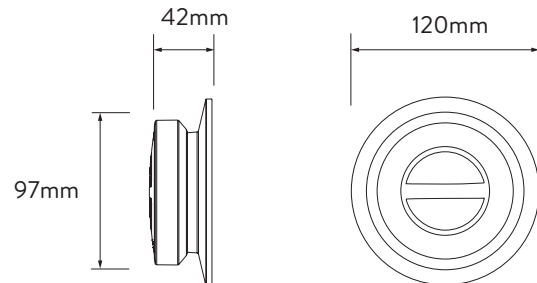
QZD.A2.BV.23

WITH ADJUSTABLE HEAD - GRAVITY PUMPED

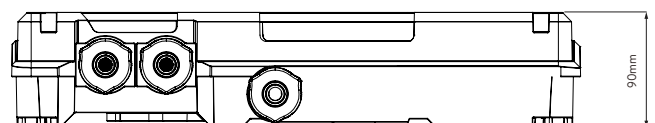
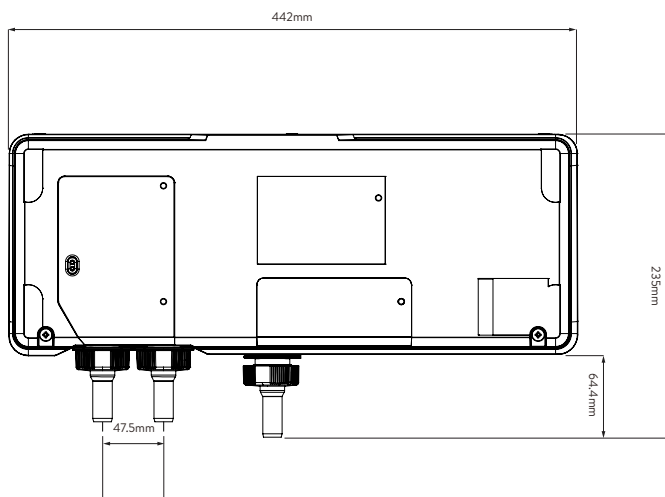
DIMENSIONAL DRAWINGS



CONTROLLER



AQUALISA SMARTVALVE™



AQUALISA

QUARTZ CLASSIC™ CONCEALED

QZD.A2.BV.23

WITH ADJUSTABLE HEAD - GRAVITY PUMPED

TECHNICAL SPECIFICATIONS

Minimum pressure requirements	Aqualisa SmartValve™ must be sited no higher than the base level of the cold water cistern (Gravity Pumped)
Maximum pressure requirements	1bar (Gravity)
Aqualisa SmartValve™ inlet fitting connections	15mm push fit
Valve inlet centres	48mm
Inlet supply positions	Hot right, cold left
Aqualisa SmartValve™ outlet fitting connection	15mm push fit
Permissible Aqualisa SmartValve™ siting location	Loft, airing cupboard, under bath
Supply temperature	Cold inlet temperature 1°C (minimum) Cold inlet temperature 15°C (maximum) Hot inlet temperature 65°C (maximum)
Water system	Gravity
Features	One touch start/stop control
	LED display indicates when pre-selected temperature has been reached
	Boost button for enhanced flow
	Wi-Fi & App compatible – control your product with your smart phone and smart home device e.g. Alexa, Google
	App functions include start/stop, shower timer, user dashboard, usage tracker and help & support
	Aqualisa SmartValve™
	Compatible with wired remote control
	105mm, 4 spray patterns (adjustable head) including eco-spray option
Colour	Chrome
Guarantee period	5-year guarantee – shower unit
	2-year guarantee – shower head and kit
Approvals	CE Marking
	UKCA
	BEAB