

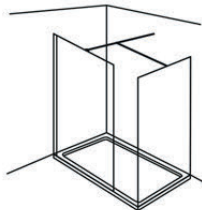


Technical Data Sheet

700mm Wetroom Panel
EDH38

essential
BATHROOMS



Product Measurements	
Product Weight:	29.85kg
Product Width:	700mm
Product Height:	2000mm
Product Depth:	8mm
Product Length:	N/A
Product Transportation	
Barcode:	5060766124056
Country of Origin:	China
Comodity Code:	7610909095
Primary Packed Measurements	
Packaged Weight:	32.85kg
Packaged Length:	2080mm
Packaged Width:	780mm
Packaged Height:	63mm
Packaging Weight	
Card:	2.865kg
Paper:	N/A
Wood:	N/A
Plastic:	0.655kg
General Information	
Construction Material:	Aluminium / Glass
Installation Type:	Wall Mounted
Colour / Finish:	Chrome / Clear Glass
Enclosure Attributes	
Adjustment:	670-690mm
Aqua-Shield:	Yes
Hinge Type:	Wet Wall
Door Type:	N/A
Frame Type:	Frameless
Glass Type:	Clear
Radius:	N/A
Entry Width:	N/A
Door In Swing:	N/A
Door Out Swing:	N/A
Enclosure Shape:	Straight
Glass Thickness:	8mm
Profile Finish/Colour:	Chrome
Profile Material:	Aluminium
Compliance DOP	
HBDOC005 / HBDOC006	